

## Activity 4 Mr MacGregor's Allotment

1. Photocopy Mr MacGregor onto card.
2. Draw vegetables and flowers of your own choice onto the sheet or use the templates provided.
3. Colour brightly with pencil crayons.
4. Don't forget to complete Mr MacGregor's gardening clothes.
5. The flowers and vegetables can be made using small pieces of scrunched kitchen roll and painted for a three dimensional effect.





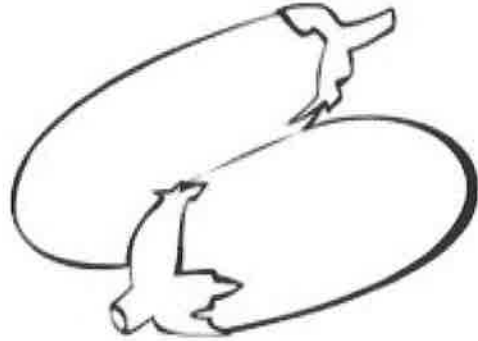

# VEGETABLES



KEEP YOU HEALTHY!

© 2014 ARTSTOCKS BY LINDA B. KIMBLE/ISTOCKPHOTO.COM





Flower Shapes  
(Set 3)

